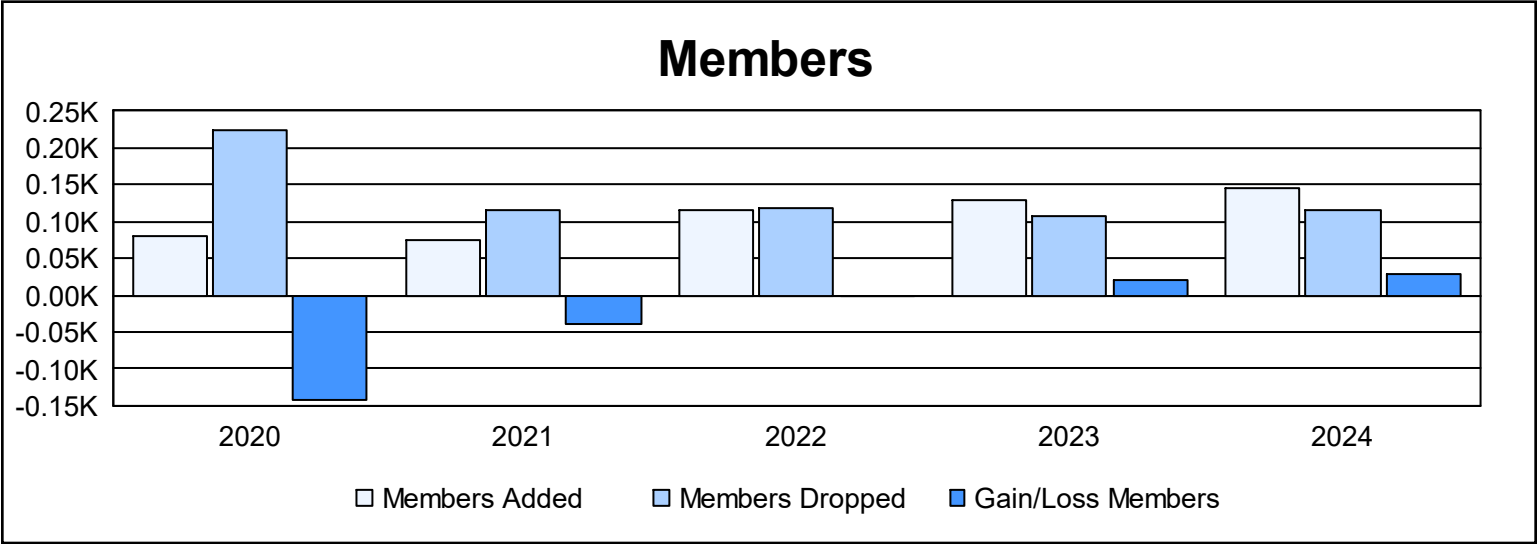
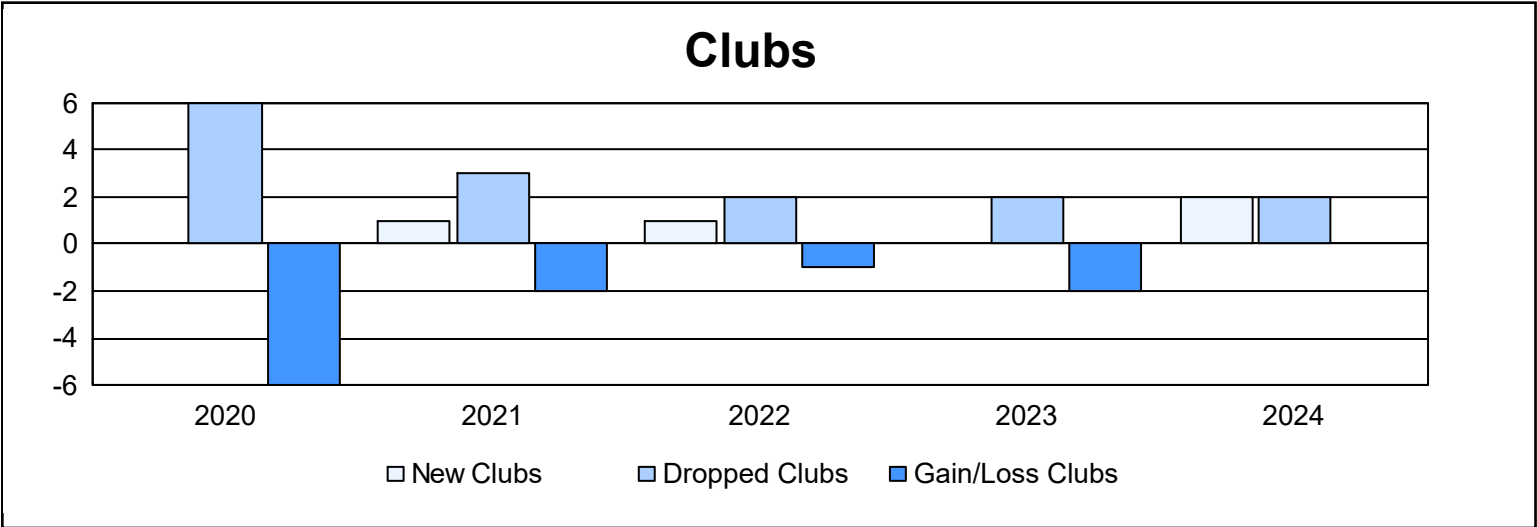
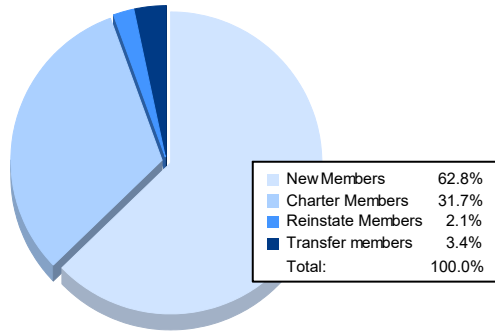


Year	New Clubs	Dropped Clubs	Gain/ Loss Clubs	New Members	Charter Members	Reinstate Members	Transfer Members	Total Member Added	Total Members Dropped	Gain/ Loss Members
2019-2020	0	6	-6	43	5	29	4	81	223	-142
2020-2021	1	3	-2	33	21	15	6	75	115	-40
2021-2022	1	2	-1	82	26	1	7	116	117	-1
2022-2023	0	2	-2	96	7	22	3	128	108	20
2023-2024	2	2	0	91	46	3	5	145	115	30
Average	1	3	-2	69	21	14	5	109	136	-27



### Membership Composition June 2024 Cumulative



### Gender Composition June 2024 Cumulative

